





# Floor Projector Screen Installation Manual




Set up floor projector screen on a flat surface, Rotate both feet out under the case.



Unlock both lock on the case



Erect floor screen using handle in the middle of the screen.



Floor screen can be used in any height simply by stopping when you reach desire level.



**ONLY USE THE HANDLE TO LIFT OPEN AND CLOSE THE PROJECTOR SCREEN**

**WIPE DOWN THE SCREEN WITH SOFT DAMP CLOTH IS RECOMMENDED PERIODICALLY. ENSURE SCREEN IS DRY BEFORE RETRACT BACK TO CASE.**