




# LED LIGHT BOX ARTWORK TEMPLATE

## 600mm x 400mm

W(frame width)

H(frame height)

<b>IMPORTANT:</b> Before saving, please delete the "Template" and "Text" Layers and keep the "Mark" layer. BBA Signage will not be held responsible for guide left in your artwork.	
■ Solid Black CMYK Values of: C=30 M=20 Y=20 K=100	
<b>Please check the following:</b>	
<ul style="list-style-type: none"><li>✓ All company details</li><li>✓ Spelling</li><li>✓ Correct colours are used</li><li>✓ Correct template is used</li><li>✓ Positioning of artwork</li></ul>	Please note that because of the way we see light, colours printed with ink look different to colours displayed on a computer screen. It is essential that the correct corporate colours be specified by the client before printing. Providing pantone colours ensures the colours are printed as close as possible to your corporate colours.
<b>Send Artwork:</b> Email to <a href="mailto:artwork@bigbanner.com.au">artwork@bigbanner.com.au</a> if size is less than 20MB. For large artwork, use free service of <a href="http://www.wetransfer.com">www.wetransfer.com</a> / <a href="http://www.hightail.com">www.hightail.com</a> , or any other website to upload file and send us the download link. (with clear reference of your order/invoice number)	
 <b>Visual Size</b>	Visual Size(mm): 560 x 360
 <b>Finished Size / Frame Size</b>	Frame Size(mm): 600 x 400
 <b>Artwork Size</b>	Artwork Size(mm): 610 x 410

### How to Setup Print Ready Artwork

- Convert all text to outlines
- Embed all images and elements
- Bleed on each side - 10mm
- Artwork supplied as a PDF
- Bitmap images no less than 100DPI