

Print Ready Artwork Template

Fabric Bunting Flags

IMPORTANT:

Before saving, please delete the "Template" and "Text" Layers and keep the "Mark" layer.

BBA Signage will not be held responsible for guide left in your artwork.

Solid Black CMYK Values of: C=60 M=40 Y=40 K=100

Please check the following:

- ✓ All company details
- ✓ Spelling
- ✓ Correct colours are used
- ✓ Correct template is used
- ✓ Positioning of artwork

Please note that because of the way we see light, colours printed with ink look different to colours displayed on a computer screen. It is therefore essential that the correct corporate colours must be specified by the client before printing. Providing Pantone colours ensures the colours are printed as close as possible to your corporate colours.

Send Artwork:

Email to artwork@bigbanner.com.au if size is less than 20MB.

For large artwork, use free service of www.wetransfer.com/www.hightail.com, or any other website to upload file and send us the download link.

(with clear reference of your order/invoice number)

Trim Size / Blue Trim Line





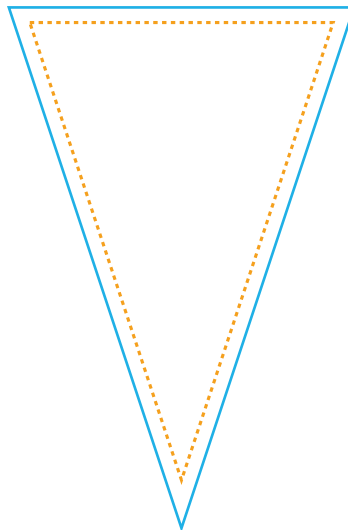
Recommend size 20x30cm with 20 or 30cm space

The "Trim Size" on the template is the total area of the graphic and where the graphic will be trimmed to.

Safe Area / Yellow Line

No important text within 20mm to each side

The "Safe Area" on the template is the front viewable area that will be clearly visible after the graphic is erected. Keep all text and important images within this area.



No important text
within 20mm to each side



1300 550 168